





















VIDEO SURVEILLANCE PRODUCTS Quick Reference Guide

CATEGORY	NETWORK (IP) CAMERAS CONTINUED													PTZ		FISHEYE		
	BULLET																	
MODEL NUMBERS																		
DESCRIPTION	2MP FL Bullet	2MP, License Plate Capture	2MP VFL Bullet	4MP FL Bullet	4K (8MP) FL Bullet	4MP VFL Bullet	4K (8MP) VFL Bullet	4MP FL Dual Light Bullet	4K (8MP) FL Dual Light Bullet	4MP FL Bullet	4MP VFL Bullet	4K VFL Bullet	4MP 25x PTZ	4K (8MP) 25x PTZ	5MP Exterior Fisheye	5MP 360° Indoor Fisheye	12MP Exterior Fisheye	
RESOLUTION	1920 x 1080	1920 x 1080	1920 x 1080	2688 x 1520	3840 x 2160	2688 x 1520	3840 x 2160	2688 x 1520	3840 x 2160	2592 x 1520	2592 x 1520	3840 x 2160	2688 x 1520	3840 x 2160	2592 x 1944	2592 x 1944	4000 x 3000	
FPS @ MAX. RESOLUTION	30fps	60-fps	30fps	30-fps	20-fps	30-fps	20-fps	30-fps	20-fps	30fps	30fps	30fps	30-fps	30-fps	30-fps	15fps	20-fps	
LENS	2.8mm / 4mm	Motorized 5.1 - 51mm VF	Motorized 2.8 - 12mm VF	Fixed 2.8mm / 4mm	Fixed 2.8mm / 4mm	Motorized 2.7-13.5mm VF	Motorized 2.7-13.5mm VF	Fixed 2.8mm / 4mm	Fixed 2.8mm / 4mm	Fixed 2.9mm / 3.6mm	Motorized 2.8 - 12mm VF	Motorized 3.6 - 11mm VF	Motorized 25x, 4.8-120mm VF	Motorized 25x, 6-150mm VF	Fixed 1.4mm Pano	Fixed 1.05mm Panoramic	Fixed 1.8mm Pano	
FIELD OF VIEW (H° X V°)	106 x 65 / 89 x 50	54 x 30.3 - 4.9 x 2.7 (Wide - Tele)	100 x 56 - 33 x 18 (Wide - Tele)	108 x 62 / 81 x 46	108 x 62 / 81 x 46	89 x 55 - 31 x 18 (Wide - Tele)	89 x 55 - 31 x 18 (Wide - Tele)	108 x 62 / 81 x 46	108 x 62 / 81 x 46	108 x 62 / 81 x 46	89 x 55 - 31 x 18 (Wide - Tele)	87 x 49 - 38 x 21 (Wide - Tele)	52.2° - 2.7° x 30.8° - 1.5° (Wide - Tele)	60.5° - 3.1° x 36.3° - 1.8° (Wide - Tele)	360°	180 x 180	360°	
IMAGE SENSOR	1/2.8" Prog Scan CMOS	1/2" Prog Scan CMOS	1/2.8" Prog Scan CMOS	1/3" Prog Scan CMOS	1/3" Prog Scan CMOS	1/3" Prog Scan CMOS	1/3" Prog Scan CMOS	1/3" Prog Scan CMOS	1/3" Prog Scan CMOS	1/2.9" Prog Scan CMOS	1/3" Prog Scan CMOS	1/2.5" Prog Scan CMOS	1/2.8" Prog Scan CMOS	1/1.8" Prog Scan CMOS	1/2.8" Prog Scan CMOS	1/1.8" Prog Scan CMOS	1/2.7" Prog Scan CMOS	
IR LED RANGE	82ft (25M)	65-80ft range	131ft (40M)	98ft (30m)	98ft (30m)	98ft (30m)	98ft (30m)	98ft (30m)	98ft (30m)	82ft (25M)	131ft (40M)	98ft (30M)	328ft (100m)	656ft (200m)	33ft (10m)	-	49ft (15m)	
MIN. SCENE ILLUMINATION (LUX)	0.03 (Col); 0 (BW, w/ IR)	0 (BW, IR LED On)	0.1 (Col); 0 (BW, w/ IR)	0.003 (Col); 0 (BW, w/ IR)	0.01 (Col); 0 (BW, w/ IR)	0.003 (Col); 0 (BW, w/ IR)	0.01 (Col); 0 (BW, w/ IR)	0.003 (Col); 0 (BW, w/ IR)	0.01 (Col); 0 (BW, w/ IR)	0.23 (Col); 0 (BW, w/ IR)	0.1 (Col); 0 (BW, w/ IR)	0.03 (Col); 0 (BW, w/ IR)	0.003 (Col); 0 (BW, w/ IR)	0.003 (Col); 0 (BW, w/ IR)	0.01 (Col); 0 (BW, w/ IR)	0.03 (Col); 0.07 (BW)	0.003 (Col); 0 (BW, w/ IR)	
WDR	120dB	-	120dB	120dB	120dB	120dB	120dB	120dB	120dB	120dB	120dB	120dB	120dB	Digital	120dB	Digital	Digital	
DAY/NIGHT	TRUE	-	TRUE	TRUE	TRUE	TRUE	TRUE	TRUE	TRUE	TRUE	TRUE	TRUE	TRUE	TRUE	TRUE	TRUE	TRUE	
VIDEO COMPRESSION	H.265	H.264	H.265	H.265	H.265	H.265	H.265	H.265	H.265	H.265	H.265	H.265	H.265	H.265	H.265	H.264	H.265	
MULTI-STREAMING	4	3	4	3	3	3	3	3	3	4	4	4	3	3	3	3	3	
ONBOARD STORAGE	Micro-SD Slot	Micro SD Slot	Micro-SD Slot	Micro-SD Slot	Micro-SD Slot	Micro-SD Slot	Micro-SD Slot	Micro-SD Slot	Micro-SD Slot	Micro-SD Slot	Micro-SD Slot	Micro-SD Slot	Micro-SD Slot	Micro-SD Slot	Micro-SD Slot	Micro-SD Slot	Micro-SD Slot	
ALARM (I / O)	-	1 / 1	1 / 1	-	-	-	-	-	-	1 / 1	1 / 1	1 / 1	1 / 1	1 / 1	1 / 1	1 / 1	1 / 1	
AUDIO (I / O)	-	1 / 1	1 / 1	-	-	-	-	-	-	1 / 1	1 / 1	1 / 1	-	-	-	1 / 1	-	
ADDITIONAL FEATURES	ONVIF, 3D-DNR, BLC, Defog, Privacy, VMD, Video Analysis	ONVIF, 3D-DNR, DIS, AIHM, Video Analytics, Heater	ONVIF, 3D-DNR, Defog, Privacy, VMD, Video Analytics	AI Analytics, ONVIF, Corridor, 3D-DNR, BLC, Defog	AI Analytics, ONVIF, Corridor, 3D-DNR, BLC, Defog	AI Analytics, ONVIF, Corridor, 3D-DNR, BLC, Defog	AI Analytics, ONVIF, Corridor, 3D-DNR, BLC, Defog	AI Analytics, Sound / Alarm Light Linkage, ONVIF, Corridor, 3D-DNR, BLC, Defog	AI Analytics, Sound / Alarm Light Linkage, ONVIF, Corridor, 3D-DNR, BLC, Defog	ONVIF, 3D-DNR, Defog, Privacy, VMD, Video Analytics	ONVIF, 3D-DNR, Defog, Privacy, VMD, Video Analytics	ONVIF, 3D-DNR, Defog, Privacy, VMD, Video Analytics	AI Analytics, ONVIF, Corridor, 3D-DNR, BLC, Defog	AI Analytics, ONVIF, Corridor, 3D-DNR, BLC, Defog	AI Analytics, ONVIF, Corridor, 3D-DNR, BLC, Defog	ONVIF, Corridor, 3D-DNR, BLC, Defog, Privacy, VMD, Video Analytics	AI Analytics, ONVIF, Corridor, 3D-DNR, BLC, Defog	
ACCESSORIES	TR-JB05-B-IN Junction Box TR-UP06-C-IN Pole Mount TR-A01-IN Waterproof Grommet TR-UC08-C Corner Mount	A-CM150 Corner Mt A-CM151 Pole Mt	HJB400 Junction Box HCM160 Corner Mt HJB200 Junction Box	TR-JB05-B-IN Junction Box TR-UP06-C-IN Pole Mount TR-A01-IN Waterproof Grommet TR-UC08-C Corner Mount	TR-JB05-B-IN Junction Box TR-UP06-C-IN Pole Mount TR-A01-IN Waterproof Grommet TR-UC08-C Corner Mount	TR-JB05-B-IN Junction Box TR-UP06-C-IN Pole Mount TR-A01-IN Waterproof Grommet TR-UC08-C Corner Mount	TR-JB05-B-IN Junction Box TR-UP06-C-IN Pole Mount TR-A01-IN Waterproof Grommet TR-UC08-C Corner Mount	TR-JB05-B-IN Junction Box TR-UP06-C-IN Pole Mount TR-A01-IN Waterproof Grommet TR-UC08-C Corner Mount	TR-JB05-B-IN Junction Box TR-UP06-C-IN Pole Mount TR-A01-IN Waterproof Grommet TR-UC08-C Corner Mount	TR-JB05-B-IN Junction Box TR-UP06-C-IN Pole Mount TR-A01-IN Waterproof Grommet TR-UC08-C Corner Mount	HJB200 Junction Box HCM160 Corner Mt	HJB400 Junction Box HCM160 Corner Mt HJB200 Junction Box	HJB400 Junction Box HCM160 Corner Mt HJB200 Junction Box	TR-CE45-IN Pendant Mount TR-JB12-IN Junction Box TR-WE45-A-IN Wall Mount TR-WE45-B-IN Roof / Parapet Mount TR-UC08-A-IN Corner Mount TR-UP08-A-IN Pole Mount	TR-CE45-IN Pendant Mount TR-JB12-IN Junction Box TR-WE45-A-IN Wall Mount TR-WE45-B-IN Roof / Parapet Mount TR-UC08-A-IN Corner Mount TR-UP08-A-IN Pole Mount	TR-JB04-D-IN Junction Box WMJB02 Wall Mt / Junc Box Combo TR-WM04-IN Wall Mount TR-A01-IN Waterproof Grommet HDB344 Wall Mt TR-CM24-IN Pendant Mt Base Pipe TR-SE24-IN Ext 7.8" Pendant Pipe TR-SE24-A-IN Ext 19.6" Pendant Pipe TR-UC08-C Corner Mount	TR-JB04-D-IN Junction Box WMJB02 Wall Mt / Junc Box Combo TR-WM04-IN Wall Mount TR-A01-IN Waterproof Grommet HDB344 Wall Mt TR-CM24-IN Pendant Mt Base Pipe TR-SE24-IN Ext 7.8" Pendant Pipe TR-SE24-A-IN Ext 19.6" Pendant Pipe TR-UC08-C Corner Mount	TR-JB04-D-IN Junction Box WMJB02 Wall Mt / Junc Box Combo TR-WM04-IN Wall Mount TR-A01-IN Waterproof Grommet HDB344 Wall Mt TR-CM24-IN Pendant Mt Base Pipe TR-SE24-IN Ext 7.8" Pendant Pipe TR-SE24-A-IN Ext 19.6" Pendant Pipe TR-UC08-C Corner Mount
USER INSTRUCTION MANUAL	Manual Link	Manual Link	Manual Link	Manual Link	Manual Link	Manual Link	Manual Link	Manual Link	Manual Link	Manual Link	Manual Link	Manual Link	Manual Link	Manual Link	Manual Link	Manual Link	Manual Link	
OPERATING TEMP RANGE	-30°C ~ +60°C (-22°F ~ 140°F)	-30°C ~ +50°C (-22°F ~ 122°F)	-30°C ~ +60°C (-22°F ~ 140°F)	-30°C ~ 60°C (-22°F ~ 140°F)	-30°C ~ 60°C (-22°F ~ 140°F)	-30°C ~ 60°C (-22°F ~ 140°F)	-30°C ~ 60°C (-22°F ~ 140°F)	-30°C ~ 60°C (-22°F ~ 140°F)	-30°C ~ 60°C (-22°F ~ 140°F)	-30°C ~ +60°C (-22°F ~ 140°F)	-30°C ~ +60°C (-22°F ~ 140°F)	-30°C ~ +60°C (-22°F ~ 140°F)	-40°C ~ 70°C (-40°F ~ 158°F)	-40°C ~ 65°C (-40°F ~ 149°F)	-30°C ~ 60°C (-22°F ~ 140°F)	-10°C ~ +50°C (14°F ~ 122°F)	-30°C ~ 60°C (-22°F ~ 140°F)	
CONFORMITY CERT'S	IP67, CE, FCC, UL	IP66, CE, FCC, UL	IP66, CE, FCC, UL	IP67, CE, FCC	IP67, CE, FCC	IP67, CE, FCC	IP67, CE, FCC	IP67, CE, FCC	IP67, CE, FCC	IP66, CE, FCC, UL	IP66, CE, FCC, UL	IP66, CE, FCC, UL	IP67, IK10, CE, FCC	IP66, CE, FCC	IP67, IK10, CE, FCC	CE, FCC, UL	IP67, IK10, CE, FCC	
POWER SOURCE	12VDC / PoE 6W Max	12VDC / PoE 23W Max	12VDC / PoE 7.7W Max	12VDC / PoE 7.5W	12VDC / PoE 7.5W	12VDC / PoE 7.5W	12VDC / PoE 7.5W	12VDC / PoE 7.5W	12VDC / PoE 7.5W	12VDC / PoE 6.5W Max	12VDC / PoE 7.7W Max	12VDC / PoE 7.7W Max	12VDC / PoE 21W	24VAC/24VDC/PoE (Injector Req'd) 60W	12VDC / PoE 8.5W	12VDC / PoE 7.7W Max	12VDC / PoE 12W	

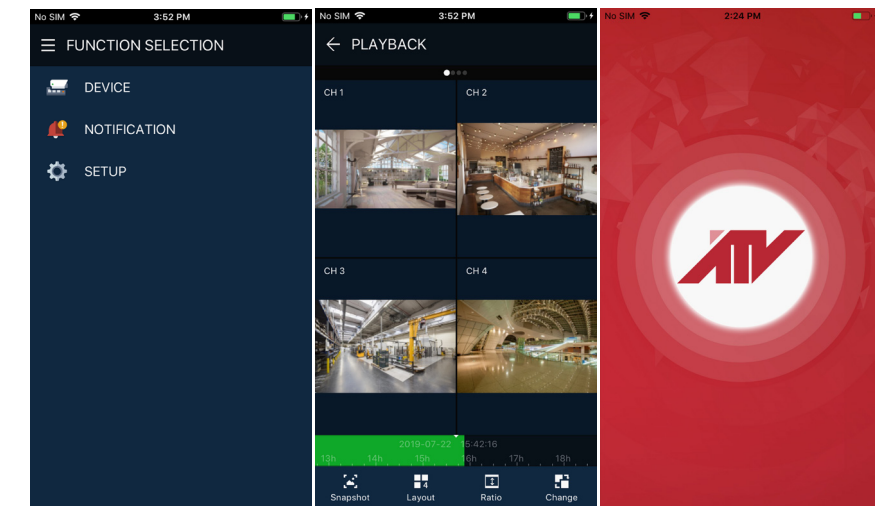
VIDEO SURVEILLANCE PRODUCTS Quick Reference Guide



















CATEGORY	HD ANALOG CAMERAS				
	VANDAL		TURRET		BULLET
MODEL NUMBERS	 HDV228 / HDV228B / HDV236	 HDV2212M / HDV2212MB	 HDT228	 HDB228 / HDB236	 HDB2212M
DESCRIPTION	2MP FL Vandal	2MP VFL Vandal	2MP FL Turret	2MP FL Bullet	2MP VFL Bullet
RESOLUTION	1920 x 1080	1920 x 1080	1920 x 1080	1920 x 1080	1920 x 1080
FPS @ MAX. RESOLUTION	20fps	30fps	30fps	30fps	30fps
LENS	Fixed 2.8mm / 3.6mm	Motorized 2.8 ~ 12mm VF	Fixed 2.8mm	Fixed 2.8mm / 3.6mm	Motorized 2.8 ~ 12mm VF
FIELD OF VIEW (H° X V°)	113 X 62 / 80 X 44	96.5 x 52.2 ~ 33.8 x 19 (Wide ~ Tele)	113 X 62	113 X 62 / 80 X 44	96.5 x 52.2 ~ 33.8 x 19 (Wide ~ Tele)
IMAGE SENSOR	1/2.9" Prog Scan CMOS	1/2.9" Prog Scan CMOS	1/2.9" Prog Scan CMOS	1/2.9" Prog Scan CMOS	1/2.9" Prog Scan CMOS
IR LED RANGE	82ft (25M)	82ft (25M)	65ft (20M)	82ft (25M)	131ft (40M)
MIN. SCENE ILLUM. (LUX)	1.0 (Col); 0 (BW, w/ IR)	1.0 (Col); 0 (BW, w/ IR)	1.0 (Col); 0 (BW, w/ IR)	1.0 (Col); 0 (BW, w/ IR)	1.0 (Col); 0 (BW, w/ IR)
WDR	Digital	Digital	Digital	Digital	Digital
DAY/NIGHT	TRUE	TRUE	TRUE	TRUE	TRUE
ADDITIONAL FEATURES	AHD, CVBS Selectable; OSD; Sens-Up; 3DNR; Defog; BLC; VMD, Privacy	TVI, AHD, CVBS Selectable; OSD; Sens-Up; 3DNR; Defog; BLC; VMD, Privacy	TVI, AHD, CVBS Selectable; OSD; Sens-Up; 3DNR; BLC; VMD, Privacy	AHD, CVBS Selectable; OSD; 3DNR; VMD	TVI, AHD, CVBS Selectable; OSD; Sens-Up; 3DNR; Defog; BLC; VMD, Privacy
ACCESSORIES	HDB243X (B) Wall Mt HDB454 Wall Mt HCS254V Flush Mt HDA502 (B) Junction Box HDB453 (B) Pendant Mt HCM160 Corner Mt HPDA3 (B) Pendant Cap	HDB243X (B) Wall Mt HDB454 Wall Mt HCS254V Flush Mt HDA502 (B) Junction Box HDB453 (B) Pendant Mt HCM160 Corner Mt HPDA3 (B) Pendant Cap	HDB344 Wall Mt HJB400 Junction Box HCM160 Corner Mt	HJB200 Junction Box HCM160 Corner Mt	HJB200 Junction Box HCM160 Corner Mt
USER INSTRUCTION MANUAL	Manual Link	Manual Link	Manual Link	Manual Link	Manual Link
OPERATING TEMP RANGE	-30°C ~ +60°C (-22°F ~ 140°F)	-30°C ~ +60°C (-22°F ~ 140°F)	-30°C ~ +60°C (-22°F ~ 140°F)	-30°C ~ +60°C (-22°F ~ 140°F)	-30°C ~ +60°C (-22°F ~ 140°F)
CONFORMITY CERTS	IP67, IK10, CE, FCC, UL	IP67, IK10, CE, FCC, UL	IP66, CE, FCC, UL	IP67, CE, FCC, UL	IP67, CE, FCC, UL
POWER	12VDC; 4.3W Max	12VDC; 4.5W Max	12VDC; 5.4W Max	12VDC; 4.5W Max	12VDC; 4.5W Max



VMS Client Software for Windows and Mac







Mobile App for iOS and Android

CAMERA ACCESSORIES																
MODEL NUMBERS	 4KTESTMON	 A-CM150	 A-CM151	 TR-UC08-C	 TR-JB05-B-IN	 TR-UP06-C-IN	 TR-A01-IN	 TR-JB03-G-IN	 TR-JB07 / WM03-G-IN	 TR-WM03-D-IN	 TR-UM06-E-IN	 TR-UP06-IN	 TR-CM24-IN	 TR-SE24-IN	 TR-SE24-A-IN	 VSSW
DESCRIPTION	Video Test Monitor	Corner Mount	Pole Mount	Corner Mount	Junction Box	Pole Mount	Waterproof Grommet	Junction Box	Wall Mount / Junction Box Combo	Wall Mount	Wedge Mount	Pole Mount	Pendant Mount Base Pipe	Extension Pendant 7.8" Pipe	Extension Pendant 19.6" Pipe	Sunshield
FEATURES	7" Retina Touch Screen Supports CVBS, TVI, CVIK, AHD & IP Battery or 12VDC	Die Cast Aluminum Corner Install for Exterior Cameras Typ. Req's Wall or Junction Mt	Die Cast Aluminum Pole Install for Exterior Cameras Typ. Req's Wall or Junction Mt	Aluminum Alloy Corner Mounting Bracket for Cameras May use w/ Wall Mounts & Junction Boxes	Aluminum Alloy Junction Box for camera cables May use w/ Wall Mounts, Corner Mounts, Pole Mounts	Aluminum Alloy Outdoor pole or rail installation May use w/ Junction boxes	Plastic For sealing cable entry points For use with Junction boxes	Aluminum Alloy Junction Box for camera cables May use w/ Wall Mounts, Corner Mounts, Pole Mounts	Aluminum Alloy Junction Box for camera cables May use w/ Corner Mounts, Pole Mounts	Aluminum Alloy Wall Installation for Domes No add' Mounts req'd	Rubber Angled Installation for Domes No add' Mounts req'd	Aluminum Alloy Outdoor pole or rail installation May use w/ Junction Boxes	Aluminum Alloy Pendant Installation of domes May use w/ Junction Boxes	Aluminum Alloy Pendant Installation of domes May use w/ Junction Boxes	Aluminum Alloy Pendant Installation of domes May use w/ Junction Boxes	Aluminum Alloy Dome Sunshield No add' Mounts req'd

VIDEO SURVEILLANCE PRODUCTS Quick Reference Guide

CATEGORY	NETWORK RECORDERS					HD ANALOG DIGITAL VIDEO RECORDERS		
MODEL NUMBERS	 ANVR04P2	 ANVR08P2	 ANVR16P2	 ANVR16P4	 ANVR32P4	 AHVR042	 AHVR082	 AHVR162
DESCRIPTION	4ch NVR w/ 4 PoE 2TB, 4TB	8ch NVR w/ 8 PoE 2TB, 4TB, 8TB	16ch NVR w/ 16 PoE 2TB, 4TB, 8TB, 16TB	16ch w/ 16 PoE	32ch w/ 16 PoE	4ch Hybrid DVR 2TB, 4TB	8ch Hybrid DVR 1TB, 2TB, 4TB, 8TB, 12TB	16ch Hybrid DVR 2TB, 4TB, 8TB, 16TB
MAX. RECORDING RESOLUTION	4K (8MP)	4K (8MP)	4K (8MP)	4K (8MP)	4K (8MP)	AHD, TVI - 4MP; CVBS - 720TVL; IP - 2MP	AHD, TVI - 2MP; CVBS - 720TVL; IP - 3MP	AHD, TVI - 4MP; CVBS - 720TVL; IP - 3MP
VIDEO COMPRESSION	H.265	H.265	H.265	H.265	H.265	H.265	H.265	H.265
BANDWIDTH - I/O	Guarantee Min 72Mbps	Guarantee Min 144Mbps	Guarantee Min 288Mbps	Guarantee Min 576Mbps	Guarantee Min 576Mbps	Guarantee Min 72Mbps	Guarantee Min 144Mbps	Guarantee Min 288Mbps
MAX. RECORD / PLAYBACK RATE	4K (8MP) @ 120fps	4K (8MP) @ 240fps	4K (8MP) @ 480fps	4K (8MP) @ 4800fps	4K (8MP) @ 4800fps	4MP @ 60fps	4MP @ 120fps	4MP @ 120fps
CONNECTIONS								
HDMI OUTPUT	1 x 4K	1 x 4K	1 x 4K	1 x 4K	1 x 4K	1 x 4K	1 x 4K	1 x 4K
VGA OUTPUT	1 x 1080	1 x 1080	1 x 1080	1 x 1080	1 x 1080	1 x 1080	1 x 1080	1 x 1080
AUDIO INPUTS / OUTPUTS	RCA 1 / 1	RCA 1 / 1	RCA 1 / 1	RCA 1 / 1	RCA 1 / 1	RCA 4 / 1	RCA 4 / 1	RCA 4 / 1
USB	2 x USB2.0	2 x USB2.0	2 x USB2.0	Front panel: 2 x USB2.0 Rear panel: 1 x USB3.0	Front panel: 2 x USB2.0 Rear panel: 1 x USB3.0	3 x USB2.0	3 x USB2.0	3 x USB2.0
ALARM IN / OUT	4 / 1	8 / 1	16 / 1	16 / 1	16 / 1	4 / 1	8 / 1	16 / 1
ETHERNET	1 - RJ45 Port, 10M/100M	1 - RJ45 Port, 10M/100M/1000M	1 - RJ45 Port, 10M/100M/1000M	1 - RJ45 Port, 10M/100M/1000M	1 - RJ45 Port, 10M/100M/1000M	1 - RJ45 Port, 10M/100M/1000M	1 - RJ45 Port, 10M/100M/1000M	1 - RJ45 Port, 10M/100M/1000M
PoE	4 x RJ45 (10/100 Base T)	8 x RJ45 (10/100 Base T)	16 x RJ45 (10/100 Base T)	16 x RJ45 (10/100 Base T)	16 x RJ45 (10/100 Base T)	-	-	-
SERIAL INTERFACE	1 x RS485	1 x RS485	1 x RS485	1 x RS485	1 x RS485	1 x RS485	1 x RS485	1 x RS485
OPERATION								
MAXIMUM POE POWER	30W Total; IEEE 802.3at/af	60W Total; IEEE 802.3at/af	120W Total; IEEE 802.3at	130W Total; IEEE 802.3at	130W Total; IEEE 802.3at	-	-	-
HDD BAYS & SIZES	2 SATA, up to 12TB each	2 SATA, up to 12TB each	2 SATA, up to 12TB each	4 SATA, up to 12TB each	4 SATA, up to 12TB each	2 SATA, up to 12TB each	2 SATA, up to 12TB each	2 SATA, up to 12TB each
BACKUP	USB	USB	USB	USB	USB	USB	USB	USB
USER INSTRUCTION MANUAL	Manual Link	Manual Link	Manual Link	Manual Link	Manual Link	Manual Link	Manual Link	Manual Link
REMOTE USERS	10	10	10	10	10	10	10	10
OSD & PTZ CONTROL	Yes	Yes	Yes	Yes	Yes	Yes	Yes	Yes
QUICK SETUP GUIDE	QSG Link	QSG Link	QSG Link	QSG Link	QSG Link	QSG Link	QSG Link	QSG Link
ONVIF SUPPORT	Yes	Yes	Yes	Yes	Yes	Yes	Yes	Yes
ACCESSORIES	LB3L Lockbox	LB3L Lockbox	LB3L Lockbox	LB3L Lockbox	LB3L Lockbox	LB3L Lockbox	LB3L Lockbox	LB3L Lockbox

RECORDER ACCESSORIES				
MODEL NUMBERS	 LB3L	 NSW08PX / NSW162PX / NSW242PX	 DC8K	 R50CAT5E, R100CAT5E, R200CAT6, R300CAT6
DESCRIPTION	Recorder Lockbox	8, 16 or 24-Port PoE Switch	Video Decoder	Ethernet Cable
FEATURES	Rack Mounts Incl Keyed Lock on Front Door Tough Galvanized Iron	IEEE802.3af/t up to 30W/port Up to 24 PoE + 2 GigaBit Ports 10/100 Mbps ports	Decodes up to 12MP Displays on HDMI or VGA Monitors Up to 16 Cameras	CAT5E or CAT6, Indoor Only Pre-made lengths w/ RJ45 Conn's 50, 100, 200 or 300ft

Sales Team Support		
Northeast Region	Bill O'Day	973-647-2282
South Central Region	Todd Dunham	678-372-4365
Midwest / West Region	Jim Ball	847-757-7765
South West / West Region	Brian Crockett	512-574-0854


 ©2024 Advanced Technology Video
 850 Freeport Pkwy, Suite 100
 Coppell, Texas 75019
 888.288.7644