































# VIDEO SURVEILLANCE PRODUCTS Quick Reference Guide

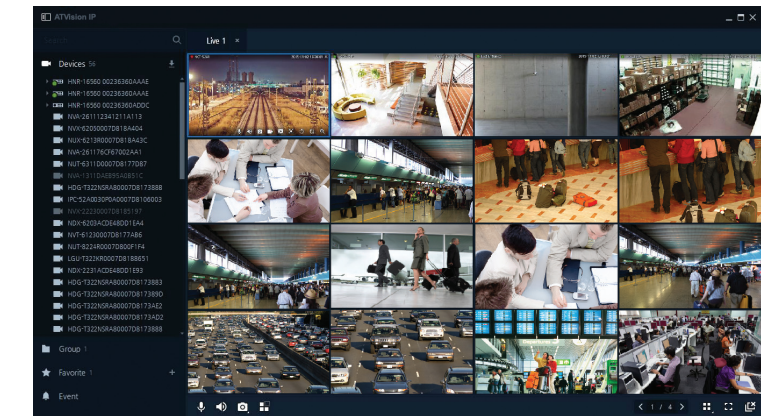
CATEGORY	NETWORK (IP) CAMERAS														
	VANDAL						LOW PROFILE	TURRET	INDOOR FISHEYE	SPECIALTY	BULLET				
MODEL NUMBERS	 <b>NV237</b>	 <b>NVW229 / NVW229B / NVW237</b>	 <b>NVW2212M / NVW2212MB</b>	 <b>NVW429 / NVW429B / NVW436</b>	 <b>NVW4212M / NVW4212MB</b>	 <b>NVW4K311M</b>	 <b>NLPW229 / NLPW237</b>	 <b>NT3212M</b>	 <b>NFE5360</b>	 <b>IPLPC2RI</b>	 <b>NBW229 / NBW237</b>	 <b>NBW429 / NBW436</b>	 <b>NBW2212M</b>	 <b>NBW4212M</b>	 <b>NBW4K311M</b>
DESCRIPTION	2MP FL Vandal	2MP FL Vandal	2MP VFL Vandal	4MP FL Vandal	4MP VFL Vandal	4K VFL Vandal	2MP FL Low Profile	3MP VFL Pan/Tilt Turret	5MP 360° Indoor Fisheye	2MP, License Plate Capture	2MP FL Bullet	4MP FL Bullet	2MP VFL Bullet	4MP VFL Bullet	4K VFL Bullet
RESOLUTION	1920 x 1080	1920 x 1080	1920 x 1080	2592 x 1520	2592 x 1520	3840 x 2160	1920 x 1080	2048 x 1536	2592 x 1944	1920 x 1080	1920 x 1080	2592 x 1520	1920 x 1080	2592 x 1520	3840 x 2160
FPS @ MAX. RESOLUTION	30fps	30fps	30fps	30fps	30fps	30fps	30fps	30fps	15fps	60-fps	30fps	30fps	30fps	30fps	30fps
LENS	Fixed 3.7mm	Fixed 2.9mm / 3.7mm	Motorized 2.8 - 12mm VF	Fixed 2.9mm / 3.6mm	Motorized 2.8 - 12mm VF	Motorized 3.6 - 11mm VF	Fixed 2.9mm / 3.7mm	Motorized 2.8 - 12mm VF	Fixed 1.05mm Panoramic	Motorized 5.1 - 51mm VF	Fixed 2.9mm / 3.7mm	Fixed 2.9mm / 3.6mm	Motorized 2.8 - 12mm VF	Motorized 2.8 - 12mm VF	Motorized 3.6 - 11mm VF
FIELD OF VIEW (H° X V°)	90 x 51	116 x 64.5 / 89 x 50	100 x 56 - 33 x 18 (Wide - Tele)	108 x 62 / 81 x 46	89 x 55 - 31 x 18 (Wide - Tele)	87 x 49 - 38 x 21 (Wide - Tele)	110 x 65 / 85 x 46	88 x 65 - 35 x 24 (Wide - Tele)	180 x 180	54 x 30.3 - 4.9 x 2.7 (Wide - Tele)	116 x 64.5 / 89 x 50	108 x 62 / 81 x 46	100 x 56 - 33 x 18 (Wide - Tele)	89 x 55 - 31 x 18 (Wide - Tele)	87 x 49 - 38 x 21 (Wide - Tele)
IMAGE SENSOR	1/2.9" Prog Scan CMOS	1/2.8" Prog Scan CMOS	1/3" Prog Scan CMOS	1/3" Prog Scan CMOS	1/3" Prog Scan CMOS	1/2.5" Prog Scan CMOS	1/2.8" Prog Scan CMOS	1/2.8" Prog Scan CMOS	1/1.8" Prog Scan CMOS	1/2" Prog Scan CMOS	1/2.9" Prog Scan CMOS	1/2.9" Prog Scan CMOS	1/2.8" Prog Scan CMOS	1/3" Prog Scan CMOS	1/2.5" Prog Scan CMOS
IR LED RANGE	82ft (25M)	82ft (25M)	82ft (25M)	82ft (25M)	82ft (25M)	98ft (30M)	49ft (15M)	82ft (25M)	-	65-80ft range	82ft (25M)	82ft (25M)	131ft (40M)	131ft (40M)	98ft (30M)
MIN. SCENE ILLUMINATION (LUX)	0.3 (Col); 0 (BW, w/ IR)	0.08 (Col); 0 (BW, w/ IR)	0.1 (Col); 0 (BW, w/ IR)	0.23 (Col); 0 (BW, w/ IR)	0.1 (Col); 0 (BW, w/ IR)	0.03 (Col); 0 (BW, w/ IR)	0.2 (Col); 0 (BW, w/ IR)	0.1 (Col); 0 (BW, w/ IR)	0.03 (Col); 0.07 (BW)	0 (BW, IR LED On)	0.08 (Col); 0 (BW, w/ IR)	0.23 (Col); 0 (BW, w/ IR)	0.1 (Col); 0 (BW, w/ IR)	0.1 (Col); 0 (BW, w/ IR)	0.03 (Col); 0 (BW, w/ IR)
WDR	Digital	120dB	120dB	120dB	120dB	120dB	120dB	Digital	Digital	-	120dB	120dB	120dB	120dB	120dB
DAY/NIGHT	TRUE	TRUE	TRUE	TRUE	TRUE	TRUE	TRUE	TRUE	TRUE	-	TRUE	TRUE	TRUE	TRUE	TRUE
VIDEO COMPRESSION	H.264	H.265	H.265	H.265	H.265	H.265	H.264	H.264	H.264	H.264	H.265	H.265	H.265	H.265	H.265
MULTI-STREAMING	4	4	4	4	4	4	3	3	3	3	4	4	4	4	4
ONBOARD STORAGE	Micro-SD Slot	Micro-SD Slot	Micro-SD Slot	Micro-SD Slot	Micro-SD Slot	Micro-SD Slot	Micro-SD Slot	Micro-SD Slot	Micro-SD Slot	Micro SD Slot	Micro-SD Slot	Micro-SD Slot	Micro-SD Slot	Micro-SD Slot	Micro-SD Slot
ALARM (I / O)	1 / 1	1 / 1	1 / 1	1 / 1	1 / 1	1 / 1	-	1 / 1	1 / 1	1 / 1	1 / 1	1 / 1	1 / 1	1 / 1	1 / 1
AUDIO (I / O)	1 / 1	1 / 1	1 / 1	1 / 1	1 / 1	1 / 1	1 / 1	1 / 1	1 / 1	1 / 1	1 / 1	1 / 1	1 / 1	1 / 1	1 / 1
ADDITIONAL FEATURES	ONVIF, Corridor, 3D-DNR, BLC, Defog, Privacy, VMD, Video Analytics	ONVIF, Corridor, 3D-DNR, BLC, Defog, Privacy, VMD, Video Analytics	ONVIF, 3D-DNR, Defog, Privacy, VMD, Video Analytics	ONVIF, Corridor, 3D-DNR, Defog, Privacy, VMD, Video Analytics	ONVIF, 3D-DNR, Defog, Privacy, VMD, Video Analytics	ONVIF, 3D-DNR, Defog, Privacy, VMD, Video Analytics	ONVIF, Corridor, 3D-DNR, BLC, Defog, Privacy, VMD, Video Analytics	ONVIF, Corridor, 3D-DNR, BLC, Defog, Privacy, VMD, Video Analytics	ONVIF, Corridor, 3D-DNR, BLC, Defog, Privacy, VMD, Video Analytics	ONVIF, 3D-DNR, DIS, AIHM, Video Analytics, Heater	ONVIF, 3D-DNR, Defog, Privacy, VMD, Video Analytics	ONVIF, 3D-DNR, Defog, Privacy, VMD, Video Analytics	ONVIF, 3D-DNR, Defog, Privacy, VMD, Video Analytics	ONVIF, 3D-DNR, Defog, Privacy, VMD, Video Analytics	ONVIF, 3D-DNR, Defog, Privacy, VMD, Video Analytics
ACCESSORIES	HDB243X Wall Mt; HDB454 Wall Mt; HCS254V Flush Mt; HDA502 Junction Box; HDB453 Pendant Mt; HCM160 Corner Mt HPDA3 (B) Pendant Cap	HDB243X (B) Wall Mt; HDB454 Wall Mt; HCS254V Flush Mt; HDA502 (B) Junction Box; HDB453 (B) Pendant Mt; HCM160 Corner Mt HPDA3 (B) Pendant Cap	HDB453 (B) Wall Mt; HDB454 Wall Mt; HCS254V Flush Mt; HDA502 (B) Junction Box; HDB453 (B) Pendant Mt; HCM160 Corner Mt HPDA3 (B) Pendant Cap	HDB243X (B) Wall Mt; HDB454 Wall Mt; HCS254V Flush Mt; HDA502 (B) Junction Box; HDB453 (B) Pendant Mt; HCM160 Corner Mt HPDA3 (B) Pendant Cap	HDB243X (B) Wall Mt; HDB454 Wall Mt; HCS254V Flush Mt; HDA502 (B) Junction Box; HDB453 (B) Pendant Mt; HCM160 Corner Mt HPDA3 (B) Pendant Cap	HDB243X Wall Mt; HDB454 Wall Mt; HCS254V Flush Mt; HDA502 Junction Box; HDB453 Pendant Mt	-	HDB243X Wall Mt; HDA502 Junction Box; HDB453 Pendant Mt	HDB344 Wall Mt	A-CM150 Corner Mt; A-CM151 Pole Mt	HJB200 Junction Box; HCM160 Corner Mt	HJB200 Junction Box; HCM160 Corner Mt	HJB400 Junction Box; HCM160 Corner Mt HJB200 Junction Box	HJB400 Junction Box; HCM160 Corner Mt HJB200 Junction Box	HJB400 Junction Box; HCM160 Corner Mt HJB200 Junction Box
USER INSTRUCTION MANUAL	<a href="#">Manual Link</a>	<a href="#">Manual Link</a>	<a href="#">Manual Link</a>	<a href="#">Manual Link</a>	<a href="#">Manual Link</a>	<a href="#">Manual Link</a>	<a href="#">Manual Link</a>	<a href="#">Manual Link</a>	<a href="#">Manual Link</a>	<a href="#">Manual Link</a>	<a href="#">Manual Link</a>	<a href="#">Manual Link</a>	<a href="#">Manual Link</a>	<a href="#">Manual Link</a>	<a href="#">Manual Link</a>
OPERATING TEMP RANGE	-30°C ~ +60°C (-22°F ~ 140°F)	-30°C ~ +60°C (-22°F ~ 140°F)	-30°C ~ +60°C (-22°F ~ 140°F)	-30°C ~ +60°C (-22°F ~ 140°F)	-30°C ~ +60°C (-22°F ~ 140°F)	-30°C ~ +60°C (-22°F ~ 140°F)	-30°C ~ +60°C (-22°F ~ 140°F)	-30°C ~ +60°C (-22°F ~ 140°F)	-10°C ~ +50°C (14°F ~ 122°F)	-30°C ~ +50°C (-22°F ~ 122°F)	-30°C ~ +60°C (-22°F ~ 140°F)	-30°C ~ +60°C (-22°F ~ 140°F)	-30°C ~ +60°C (-22°F ~ 140°F)	-30°C ~ +60°C (-22°F ~ 140°F)	-30°C ~ +60°C (-22°F ~ 140°F)
CONFORMITY CERT'S	IP66, IK10, CE, FCC, UL	IP66, IK10, CE, FCC, UL	IP66, IK10, CE, FCC, UL	IP66, IK10, CE, FCC, UL	IP66, IK10, CE, FCC, UL	IP66, IK10, CE, FCC, UL	IP67, CE, FCC, UL	IP66, CE, FCC, UL	CE, FCC, UL	IP66, CE, FCC, UL	IP66, CE, FCC, UL	IP66, CE, FCC, UL	IP66, CE, FCC, UL	IP66, CE, FCC, UL	IP66, CE, FCC, UL
POWER SOURCE	12VDC / PoE 5.7W Max	12VDC / PoE 7.3W Max	12VDC / PoE 8.2W Max	12VDC / PoE 7.3W Max	12VDC / PoE 8.5W Max	12VDC / PoE 9W Max	12VDC / PoE 5.3W Max	12VDC / PoE 7.7W Max	12VDC / PoE 7.7W Max	12VDC / PoE 23W Max	12VDC / PoE 7.7W Max	12VDC / PoE 6.5W Max	12VDC / PoE 7.7W Max	12VDC / PoE 7.7W Max	12VDC / PoE 7.7W Max

CAMERA ACCESSORIES															
MODEL NUMBERS	 <b>HDB243X / HDB243XB</b>	 <b>DB243W2</b>	 <b>HDB454</b>	 <b>HDB344</b>	 <b>HCS254V</b>	 <b>A-PFM</b>	 <b>HCM160</b>	 <b>HCPM230W</b>	 <b>HJB400</b>	 <b>HJB200</b>	 <b>HDA502 / HDA502B</b>	 <b>HDB453 / HDB453B</b>	 <b>HDA201P</b>	 <b>HPDA3 / HPDA3B</b>	 <b>HDA401</b>
DESCRIPTION	Wall Mount	Wall Mount	Wall Mount	Wall Mount	Ceiling Flush Mount	Ceiling Flush Mount	Corner Mount	Corner Mount	Junction Box	Junction Box	Junction Box	Pendant Mount	Pendant Cap	Pendant Cap	Wedge Mount
FEATURES	Aluminum Alloy Wall Installation for Domes / Turrets No add'l Mount req'd	Aluminum Alloy Wall Installation for Domes / Turrets No add'l Mount req'd	Aluminum Alloy Wall Installation for Domes / Turrets No add'l Mount req'd	Plastic Wall Installation for Fixed Lens Turret No add'l Mount req'd	Aluminum Alloy In-ceiling Installation for Domes No add'l Mount req'd	Aluminum Alloy In-ceiling Mount for PTZ Domes No add'l Mount req'd	Aluminum Alloy Corner Installation for all Cameras Req's use of Wall Mount or Junction Box	Aluminum Alloy Corner Installation of PTZ Dome Req's use of DB243W2	Aluminum Alloy Mounting box for Bullets / Turrets No add'l Mount req'd	Aluminum Alloy Mounting box for Bullets No add'l Mount req'd	Aluminum Alloy Mounting box for Domes / Turrets No add'l Mount req'd	Aluminum Alloy Pendant Installation for Domes No add'l Mount req'd	Aluminum Alloy Over the Roof Installation for PTZ Domes Req's use of PM304	Aluminum Alloy Pendant Installation for Domes No add'l Mount req'd	Aluminum Alloy Angled installation of domes No add'l Mount req'd

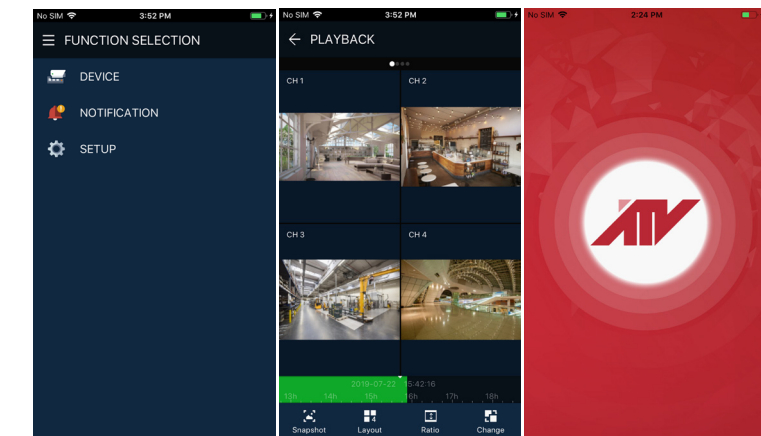
# VIDEO SURVEILLANCE PRODUCTS Quick Reference Guide















CATEGORY	ANALOG CAMERAS							
	VANDAL	VANDAL	VANDAL	TURRET	BULLET	BULLET	BULLET	PTZ
MODEL NUMBERS	 <b>CV2212HD</b>	 <b>HDV228 / HDV228B / HDV236</b>	 <b>HDV2212M / HDV2212MB</b>	 <b>HDT228</b>	 <b>CB2212HD</b>	 <b>HDB228 / HDB236</b>	 <b>HDB2212M</b>	 <b>HSDV220</b>
DESCRIPTION	2MP VFL Vandal	2MP FL Vandal	2MP VFL Vandal	2MP FL Turret	2MP VFL Bullet	2MP FL Bullet	2MP VFL Bullet	2MP 20x PTZ
RESOLUTION	1920 x 1080	1920 x 1080	1920 x 1080	1920 x 1080	1920 x 1080	1920 x 1080	1920 x 1080	1920 x 1080
FPS @ MAX. RESOLUTION	30fps	20fps	30fps	30fps	30fps	30fps	30fps	30fps
LENS	2.8-12mm VF	Fixed 2.8mm / 3.6mm	Motorized 2.8 - 12mm VF	Fixed 2.8mm	2.8-12mm VF	Fixed 2.8mm / 3.6mm	Motorized 2.8 - 12mm VF	20x, 4.7 - 94mm
FIELD OF VIEW (H° X V°)	97.1 x 50.6 ~ 32.3 x 18.2 (Wide - Tele)	113 X 62 / 80 X 44	96.5 x 52.2 ~ 33.8 x 19 (Wide - Tele)	113 X 62	97.1 x 50.6 ~ 32.3 x 18.2 (Wide - Tele)	113 X 62 / 80 X 44	96.5 x 52.2 ~ 33.8 x 19 (Wide - Tele)	55.5 x 32.4 ~ 3 x 1.7 (Wide - Tele)
IMAGE SENSOR	1/2.9" Sony CMOS	1/2.9" Prog Scan CMOS	1/2.9" Prog Scan CMOS	1/2.9" Prog Scan CMOS	1/2.9" Sony CMOS	1/2.9" Prog Scan CMOS	1/2.9" Prog Scan CMOS	1/2.8" Prog Scan CMOS
IR LED RANGE	98ft (30M)	82ft (25M)	82ft (25M)	65ft (20M)	98ft (30M)	82ft (25M)	131ft (40M)	-
MIN. SCENE ILLUM. (LUX)	1.0 (Color); 0 (BW, w/ IR)	1.0 (Col); 0 (BW, w/ IR)	1.0 (Col); 0 (BW, w/ IR)	1.0 (Col); 0 (BW, w/ IR)	1.0 (Color); 0 (BW, w/ IR)	1.0 (Col); 0 (BW, w/ IR)	1.0 (Col); 0 (BW, w/ IR)	0.35 (Col); 0.13 (BW)
WDR	Digital	Digital	Digital	Digital	Digital	Digital	Digital	120dB
DAY/NIGHT	TRUE	TRUE	TRUE	TRUE	TRUE	TRUE	TRUE	TRUE
ADDITIONAL FEATURES	TVI, AHD, CVI & CVBS Selectable; OSD; Defog; Sens-Up; BLC, 3DNR; VMD, Privacy	AHD, CVBS Selectable; OSD; Sens-Up; 3DNR; Defog; BLC, VMD, Privacy	TVI, AHD, CVBS Selectable; OSD; Sens-Up; 3DNR; Defog; BLC, VMD, Privacy	TVI, AHD, CVBS Selectable; OSD; Sens-Up; 3DNR; BLC, VMD, Privacy	TVI, AHD, CVI & CVBS Selectable; OSD; Defog; Sens-Up; BLC, 3DNR; VMD, Privacy	AHD, CVBS Selectable; OSD; 3DNR; VMD	TVI, AHD, CVBS Selectable; OSD; Sens-Up; 3DNR; Defog; BLC, VMD, Privacy	TVI, AHD, CVBS Selectable; OSD; 3DNR; DIS, Defog; BLC, VMD, Privacy
ACCESSORIES	HDA301 Surface Mt Ring HPDA3 Pendant Cap	HDB243X (B) Wall Mt; HDB454 Wall Mt; HCS254V Flush Mt; HDA502 (B) Junction Box; HDB453 (B) Pendant Mt; HCM160 Corner Mt HPDA3 (B) Pendant Cap	HDB243X (B) Wall Mt; HDB454 Wall Mt; HCS254V Flush Mt; HDA502 (B) Junction Box; HDB453 (B) Pendant Mt; HCM160 Corner Mt HPDA3 (B) Pendant Cap	HDB344 Wall Mt; HJB400 Junction Box; HCM160 Corner Mt	HJB400 Junction Box	HJB200 Junction Box; HCM160 Corner Mt	HJB200 Junction Box; HCM160 Corner Mt	KB5000N Keyboard Cont; A-CM150 Corner Mt; A-CM151 Pole Mt; DB243W2 Wall Mt; A-PEXM Clg Mt; VDMWC2 Wall/Clg Mt; A-PPDM Clg Pipe Mt; A-PFM Flush Mt; VDSMR Surf Mt Ring
USER INSTRUCTION MANUAL	Manual Link	Manual Link	Manual Link	Manual Link	Manual Link	Manual Link	Manual Link	Manual Link
OPERATING TEMP RANGE	-30°C ~ +60°C (-22°F ~ 140°F)	-30°C ~ +60°C (-22°F ~ 140°F)	-30°C ~ +60°C (-22°F ~ 140°F)	-30°C ~ +60°C (-22°F ~ 140°F)	-30°C ~ +60°C (-22°F ~ 140°F)	-30°C ~ +60°C (-22°F ~ 140°F)	-30°C ~ +60°C (-22°F ~ 140°F)	14° F - 122° F (-10°C - +50°C); w/ heater -22°F (-30°C)
CONFORMITY CERTS	IP66, IK10, CE, FCC	IP67, IK10, CE, FCC, UL	IP67, IK10, CE, FCC, UL	IP66, CE, FCC, UL	IP66, CE, FCC	IP67, CE, FCC, UL	IP67, CE, FCC, UL	IP66, IK10, CE, FCC, UL
POWER	12VDC/24VAC; 4.68W Max	12VDC; 4.3W Max	12VDC; 4.5W Max	12VDC; 5.4W Max	12VDC; 4.68W	12VDC; 4.5W Max	12VDC; 4.5W Max	12VDC, 12W; 24VAC, 22W (w/heater)



VMS Client Software for Windows and Mac







Mobile App for iOS and Android

CAMERA ACCESSORIES												
MODEL NUMBERS	 <b>KB5000N</b>	 <b>4KTESTMON</b>	 <b>VDMWC2</b>	 <b>A-CM150</b>	 <b>A-CM151</b>	 <b>HDA301 / VDSMR</b>	 <b>A-PPDM</b>	 <b>A-PEXM</b>	 <b>DB241</b>	 <b>PDA5W</b>	 <b>VDMWC</b>	 <b>CV-FLUSHMT</b>
DESCRIPTION	Keyboard Controller	Video Test Monitor	Wall / Ceiling Mount	Corner Mount	Pole Mount	Surface Mount Ring	Pendant Cap	Pendant Mount Pipe	Pendant Mount Pipe	Pendant Cap	Wall / Ceiling Mount	Flush Mount
FEATURES	LCD Text Screen DVR / NVR Connectable for PTZ Control Joystick Control	7" Retina Touch Screen Supports CVBS, TVI, CVIK, AHD & IP Battery or 12VDC	Die Cast Aluminum Wall or Ceiling Install for Exterior Domes No add'l Mount req'd	Die Cast Aluminum Corner Install for Exterior Cameras Typ. Req's Wall or Junction Mt	Die Cast Aluminum Pole Install for Exterior Cameras Typ. Req's Wall or Junction Mt	Die Cast Aluminum Conduit connector for Exterior Domes No add'l Mount req'd	Die Cast Aluminum Pendant Mount Install for Exterior Domes Req's Pendant Mt Pipe	Die Cast Aluminum Ceiling Mount Install for Exterior Domes No add'l Mount req'd	Die Cast Aluminum Ceiling Mount Install for Exterior Domes Req's Pendant Cap or Exterior Housing	Pressed Steel Pendant Mount Install for Exterior Domes Req's 3/4" Conduit Pipe	Die Cast Aluminum Wall or Ceiling Install for Exterior Domes No add'l Mount req'd	Steel and Plastic Ceiling Install for Domes No add'l Mount req'd

# VIDEO SURVEILLANCE PRODUCTS Quick Reference Guide

CATEGORY	NETWORK RECORDERS					HYBRID DIGITAL RECORDERS			ANALOG DIGITAL RECORDERS	
MODEL NUMBERS	 <b>NVR04P2</b>	 <b>NVR08P2</b>	 <b>NVR16P2</b>	 <b>NVR16P4</b>	 <b>NVR32P4</b>	 <b>HVR041</b>	 <b>HVR082</b>	 <b>HVR162</b>	 <b>VLD904 / VLD908</b>	 <b>VLD4500</b>
DESCRIPTION	4ch w/ 4 PoE	8ch w/ 8 PoE	16ch w/ 16 PoE	16ch w/ 16 PoE	32ch w/ 16 PoE	4ch Hybrid	8ch Hybrid	16ch Hybrid	4ch / 8ch	4ch
MAX. RECORDING RESOLUTION	4K (8MP)	4K (8MP)	4K (8MP)	4K (8MP)	4K (8MP)	AHD, TVI - 2MP; CVBS - 720TVL; IP - 3MP	AHD, TVI - 2MP; CVBS - 720TVL; IP - 3MP	AHD, TVI - 2MP; CVBS - 720TVL; IP - 3MP	D1 / 960H	D1 / 960H
VIDEO COMPRESSION	H.265	H.265	H.265	H.265	H.265	H.264	H.264	H.264	H.264	H.264
BANDWIDTH - I/O	Guarantee Min 72Mbps	Guarantee Min 144Mbps	Guarantee Min 288Mbps	Guarantee Min 576Mbps	Guarantee Min 576Mbps	Guarantee Min 72Mbps	Guarantee Min 72Mbps	Guarantee Min 72Mbps	-	-
MAX. RECORD / PLAYBACK RATE	4K (8MP) @ 120fps	4K (8MP) @ 240fps	4K (8MP) @ 480fps	4K (8MP) @ 480fps	4K (8MP) @ 480fps	1080p @ 120fps	1080p @ 240fps	1080p @ 240fps	D1 / 960H @ 120 / 240fps	D1 / 960H @ 240fps
<b>CONNECTIONS</b>										
HDMI OUTPUT	1 x 4K	1 x 4K	1 x 4K	1 x 4K	1 x 4K	1 x 1080	1 x 1080	1 x 1080	1 x 1080	-
VGA OUTPUT	1 x 1080	1 x 1080	1 x 1080	1 x 1080	1 x 1080	1 x 1080	1 x 1080	1 x 1080	1 x 1080	1 x 1080
AUDIO INPUTS / OUTPUTS	RCA 1 / 1	RCA 1 / 1	RCA 1 / 1	RCA 1 / 1	RCA 1 / 1	RCA 1 / 1	RCA 4 / 1	RCA 4 / 1	RCA 4 / 1	RCA 1 / 1
USB	2 x v2.0 1 x v3.0	2 x v2.0 1 x v3.0	2 x v2.0 1 x v3.0	2 x v2.0 1 x v3.0	2 x v2.0 1 x v3.0	2 x v2.0	2 x v2.0	2 x v2.0	2 x v2.0	2 x v2.0
ALARM IN / OUT	4 / 1	8 / 1	16 / 1	16 / 1	16 / 1	4 / 1	4 / 1	4 / 1	4 or 8 / 1	4 / 1
ETHERNET	1 - RJ45 10M/100M/1000M	1 - RJ45 10M/100M/1000M	1 - RJ45 10M/100M/1000M	1 - RJ45 10M/100M/1000M	1 - RJ45 10M/100M/1000M	1 - RJ45 10M/100M/1000M	1 - RJ45 10M/100M/1000M	1 - RJ45 10M/100M/1000M	1 x RJ-45 (10/100 Base-T)	1 x RJ-45 (10/100 Base-T)
PoE	4 x RJ45 (10/100 Base T)	8 x RJ45 (10/100 Base T)	16 x RJ45 (10/100 Base T)	16 x RJ45 (10/100 Base T)	16 x RJ45 (10/100 Base T)	-	-	-	-	-
SERIAL INTERFACE	1 x RS485	1 x RS485	1 x RS485	1 x RS485	1 x RS485	1 x RS485	1 x RS485	1 x RS485	1 x RS485	1 x RS485
<b>OPERATION</b>										
MAXIMUM POE POWER	38W Total; IEEE 802.3at	73W Total; IEEE 802.3at	130W Total; IEEE 802.3at	130W Total; IEEE 802.3at	130W Total; IEEE 802.3at	-	-	-	-	-
HDD BAYS & SIZES	2 SATA, up to 12TB each	2 SATA, up to 12TB each	2 SATA, up to 12TB each	4 SATA, up to 12TB each	4 SATA, up to 12TB each	1 SATA, up to 12TB	2 SATA, up to 12TB each	2 SATA, up to 12TB each	1 SATA up to 5TB	1 SATA up to 2TB
BACKUP	USB	USB	USB	USB	USB	USB	USB	USB	USB	USB
USER INSTRUCTION MANUAL	<a href="#">Manual Link</a>	<a href="#">Manual Link</a>	<a href="#">Manual Link</a>	<a href="#">Manual Link</a>	<a href="#">Manual Link</a>	<a href="#">Manual Link</a>	<a href="#">Manual Link</a>	<a href="#">Manual Link</a>	<a href="#">Manual Link</a>	<a href="#">Manual Link</a>
REMOTE USERS	10	10	10	10	10	10	10	10	6	4
OSD & PTZ CONTROL	Yes	Yes	Yes	Yes	Yes	Yes	Yes	Yes	-	-
QUICK SETUP GUIDE	<a href="#">QSG Link</a>	<a href="#">QSG Link</a>	<a href="#">QSG Link</a>	<a href="#">QSG Link</a>	<a href="#">QSG Link</a>	<a href="#">QSG Link</a>	<a href="#">QSG Link</a>	<a href="#">QSG Link</a>	<a href="#">QSG Link</a>	-
ONVIF SUPPORT	Yes	Yes	Yes	Yes	Yes	Yes	Yes	Yes	-	-
ACCESSORIES	XDLBB2 Lockbox	XDLBB2 Lockbox	XDLBB2 Lockbox	LB3L Lockbox	LB3L Lockbox	XDLBB2 Lockbox	XDLBB2 Lockbox	XDLBB2 Lockbox	XDLBB2 Lockbox	-

RECORDER ACCESSORIES				
MODEL NUMBERS	 <b>LB3L / XDLBB2</b>	 <b>NSW081P / NSW162PX / NSW242PX</b>	 <b>DC4K</b>	 <b>R50CAT5E, R100CAT5E, R200CAT6, R300CAT6</b>
DESCRIPTION	Recorder Lockbox	8, 16 or 24-Port PoE Switch	Video Decoder	Ethernet Cable
FEATURES	Rack Mounts Incl Keyed Lock on Front Door Tough Galvanized Iron	IEEE802.3af/t up to 30W/port Up to 24 PoE + 2 GigaBit Ports 10/100 Mbps ports	Decodes up to 12MP Displays on HDMI or VGA Monitors Up to 16 Cameras	CAT5E or CAT6, Indoor Only Pre-made lengths w/ RJ45 Conn's 50, 100, 200 or 300ft

Sales Team Support		
National Sales Mgr	Paul Lange	603-303-7422
Northeast Region	Bill O'Day	973-647-2282
South Central Region	Todd Dunham	678-372-4365
Midwest / West Region	Jim Ball	847-757-7765
South West / West Region	Brian Crockett	512-574-0854

  
 ©2023 Advanced Technology Video  
 850 Freeport Pkwy, Suite 100  
 Coppell, Texas 75019  
 888.288.7644